


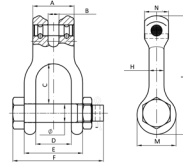
# Grade 8 Components

Email: [enquiries@cwssales.uk](mailto:enquiries@cwssales.uk)

## XN869 Clevis Chain Shackle

- EN1677-1. • Safety Factor 4:1

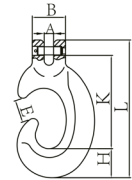
Part Code	Size (mm)	Weight (kg)	WLL (T)	A	B	C	D	E	F	ø	N	H	M	L
XN869-07/8	7/8	0.4	2	36	9	35	31	51	79	16	20	13	34	103.5
XN869-10	10	0.8	3.15	46.5	12	48	34	62	95	20	25	15.5	40	130.7
XN869-13	13	1.4	5.3	59	14	64	49	83	118	22	31	20	44	160
XN869-16	16	2.5	8	70	19	69.5	58	95	140	28.5	40	23	55	190



## XN024 Clevis C Hook

- EN1677-2. • Safety Factor 4:1

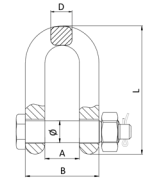
Part Code	Size (mm)	Weight (kg)	WLL (T)	A	E	B	H	K	L
XN024-07/8	7/8	0.57	2	9.5	20	35	28	90	136
XN024-10	10	1.4	3.15	13	29.5	46	39.5	127	189
XN024-13	13	3.0	5.3	16.8	39.5	59	52	166.5	246
XN024-16	16	5.42	8	18.5	46.5	72	59	206	298



## XN049 Grade 8 Bolt Type Chain 'D' Shackle

- Safety Factor 4:1

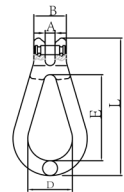
Part Code	Size (mm)	Weight (kg)	WLL (T)	A	B	D	ø	L
XN049-07/8	7/8	0.14	2	15	33	9	10	56
XN049-10	10	0.274	3.15	21	44	11.5	12	71
XN049-13	13	0.5	5.3	25	54	14.5	16	91
XN049-16	16	0.89	8	30	65	17.5	20	110



## XN270 Clevis Reeving Link

- EN1677-1. • Safety Factor 4:1

Part Code	Size (mm)	Weight (kg)	WLL (T)	A	B	D	E	L
XN270-07/8	7/8	0.53	2	10	32.8	45	87	139
XN270-10	10	0.74	3.15	12	42	60	108	174
XN270-13	13	1.76	5.3	16.5	55.5	66.5	137.5	228
XN270-16	16	2.8	8	19	68	72	165	264



- Fatigue Rated x 1.5 WLL for 20,000 cycles
- Super Alloy Steel
- Proof Tested - 2.5 times Working Load Limit
- All Load Pins are 100% individually inspected and tested
- 100% Magnaflux Crack Detected